

HOSTAFORM® C 9021 TF

HOSTAFORM®

Chemical abbreviation according to ISO 1043-1: POM Molding compound ISO 29988- POM-K, M-GNS, 02-002 POM copolymer Injection molding type, modified with PTFE; good chemical resistance to solvents, fuel and strong alkalis as well as good hydrolysis resistance; high resistance to thermal and oxidative degradation; for sliding combinations with very low coefficient of friction. UL-registration in natural and a thickness more than 1.57 mm as UL 94 HB, temperature index UL 746 B electrical 105 °C, mechanical 95 °C (tensile impact) and 100 °C (tensile). Burning rate ISO 3795 and FMVSS 302 < 100 mm/min for a thickness more than 1 mm. Ranges of applications: For sliding combinations with very low coefficient of friction. FMVSS = Federal Motor Vehicle Safety Standard (USA) UL = Underwriters Laboratories (USA)

Product information

Resin Identification	POM+PTFE	ISO 1043
Part Marking Code	>POM+PTFE<	ISO 11469

Rheological properties

Melt volume-flow rate	6 cm ³ /10min	ISO 1133
Temperature	190 °C	
Load	2.16 kg	
Moulding shrinkage, parallel	2.0 ^[1] %	ISO 294-4, 2577
Moulding shrinkage, normal	1.7 ^[1] %	ISO 294-4, 2577
[1]: @ 195 °C		

Typical mechanical properties

Tensile modulus	2500 MPa	ISO 527-1/-2
Tensile stress at yield, 50mm/min	48 MPa	ISO 527-1/-2
Tensile strain at yield, 50mm/min	10 %	ISO 527-1/-2
Nominal strain at break	16 %	ISO 527-1/-2
Flexural modulus	2400 MPa	ISO 178
Tensile creep modulus, 1h	2100 MPa	ISO 899-1
Tensile creep modulus, 1000h	1200 MPa	ISO 899-1
Charpy impact strength, 23 °C	60 kJ/m ²	ISO 179/1eU
Charpy impact strength, -30 °C	60 kJ/m ²	ISO 179/1eU
Charpy notched impact strength, 23 °C	4 kJ/m ²	ISO 179/1eA
Charpy notched impact strength, -30 °C	4 kJ/m ²	ISO 179/1eA
Ball indentation hardness, H 358/30	120 MPa	ISO 2039-1
Poisson's ratio	0.38 ^[C]	
[C]: Calculated		

Thermal properties

Melting temperature, 10 °C/min	166 °C	ISO 11357-1/-3
Temperature of deflection under load, 1.8 MPa	98 °C	ISO 75-1/-2
Coefficient of linear thermal expansion (CLTE), parallel	110 E-6/K	ISO 11359-1/-2

Flammability

Burning Behav. at 1.5mm nom. thickn.	HB class	IEC 60695-11-10
Thickness tested	1.6 mm	IEC 60695-11-10
Burning Behav. at thickness h	HB class	IEC 60695-11-10
Thickness tested	3.18 mm	IEC 60695-11-10
UL recognition	yes	UL 94

HOSTAFORM® C 9021 TF

HOSTAFORM®

Electrical properties

Relative permittivity, 100Hz	3.7	IEC 62631-2-1
Relative permittivity, 1MHz	3.7	IEC 62631-2-1
Dissipation factor, 100Hz	20 E-4	IEC 62631-2-1
Dissipation factor, 1MHz	80 E-4	IEC 62631-2-1
Volume resistivity	1E12 Ohm.m	IEC 62631-3-1
Surface resistivity	1E14 Ohm	IEC 62631-3-2
Electric strength	33 kV/mm	IEC 60243-1
Comparative tracking index	600	IEC 60112

Physical/Other properties

Humidity absorption, 2mm	0.2 %	Sim. to ISO 62
Water absorption, 2mm	0.65 %	Sim. to ISO 62
Density	1510 kg/m ³	ISO 1183

Injection

Drying Recommended	no
Drying Temperature	100 °C
Drying Time, Dehumidified Dryer	3 - 4 h
Processing Moisture Content	≤0.2 %
Melt Temperature Optimum	195 °C
Min. melt temperature	190 °C
Max. melt temperature	200 °C
Screw tangential speed	≤0.3 m/s
Mold Temperature Optimum	100 °C
Min. mould temperature	80 °C
Max. mould temperature	120 °C
Hold pressure range	60 - 120 MPa
Back pressure	2 MPa
Ejection temperature	139 °C

Characteristics

Processing	Injection Moulding, Other Extrusion
Delivery form	Pellets
Additives	Release agent
Special characteristics	Low wear / Low friction

Additional information

Injection molding

Preprocessing

General drying is not necessary due to low moisture absorption of the resin.

In case of bad storage conditions (water contact or condensed water) the use of a recirculating air dryer (100 to 120 °C / max. 40 mm layer / 3 to 6 hours) is recommended.

HOSTAFORM® C 9021 TF

HOSTAFORM®

Max. Water content 0,2 %

Processing

Standard injection moulding machines with three phase (15 to 25 D) plasticating screws will fit.

Postprocessing

Conditioning e.g. moisturizing is not necessary.

Pre-Drying

Drying is not normally required. If material has come in contact with moisture through improper storage or handling or through regrind use, drying may be necessary to prevent splay and odor problems.

Storage

The product can then be stored in standard conditions until processed.

Processing Notes

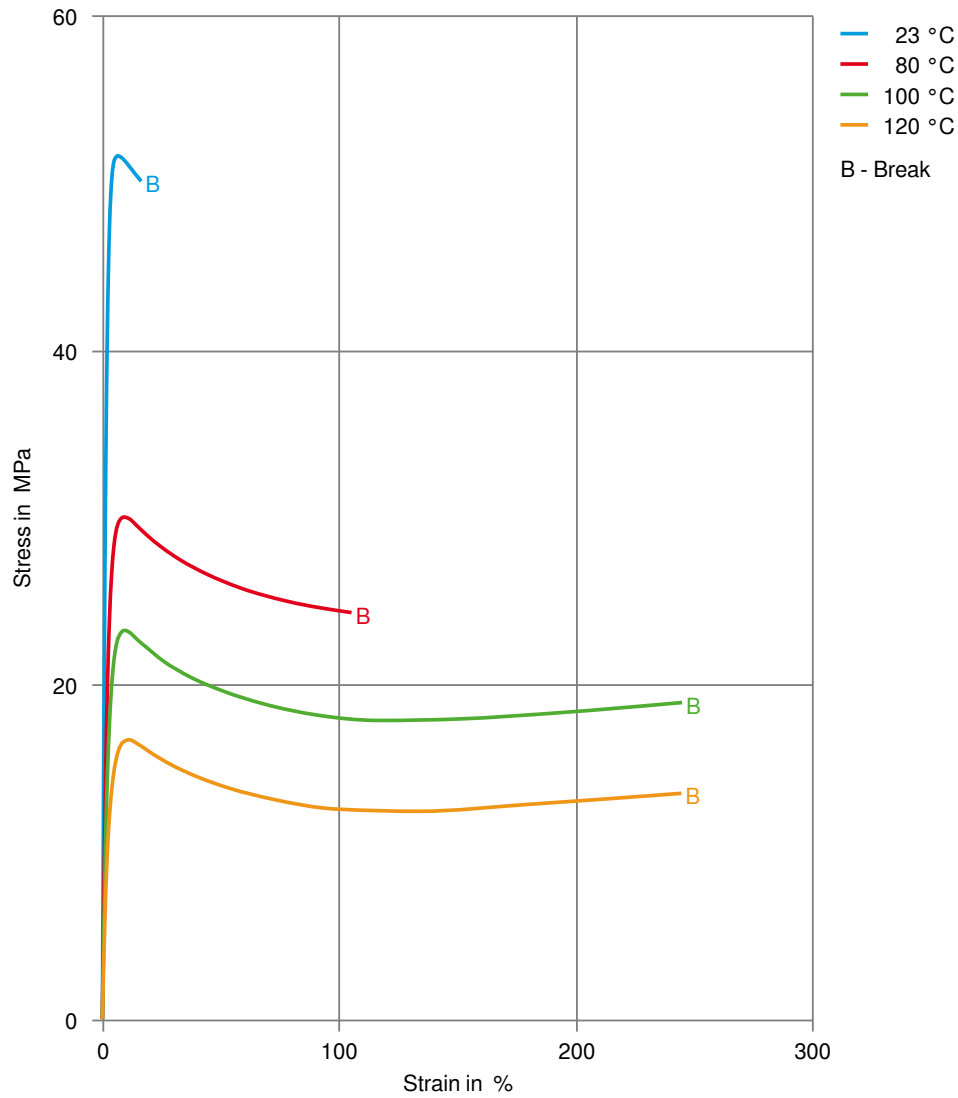
Automotive

OEM	STANDARD	ADDITIONAL INFORMATION
BMW	GS93016	
Bosch	N28 BN22-X017	Natural
Continental	TST N 055 54.18	
Hyundai	MS237-05 Type D	
Mercedes-Benz	DBL5410	(5410.00)
Nissan	POM(0xx)-lxx-1	
SAIC Motor	SMTc 5 310 020	

HOSTAFORM® C 9021 TF

HOSTAFORM®

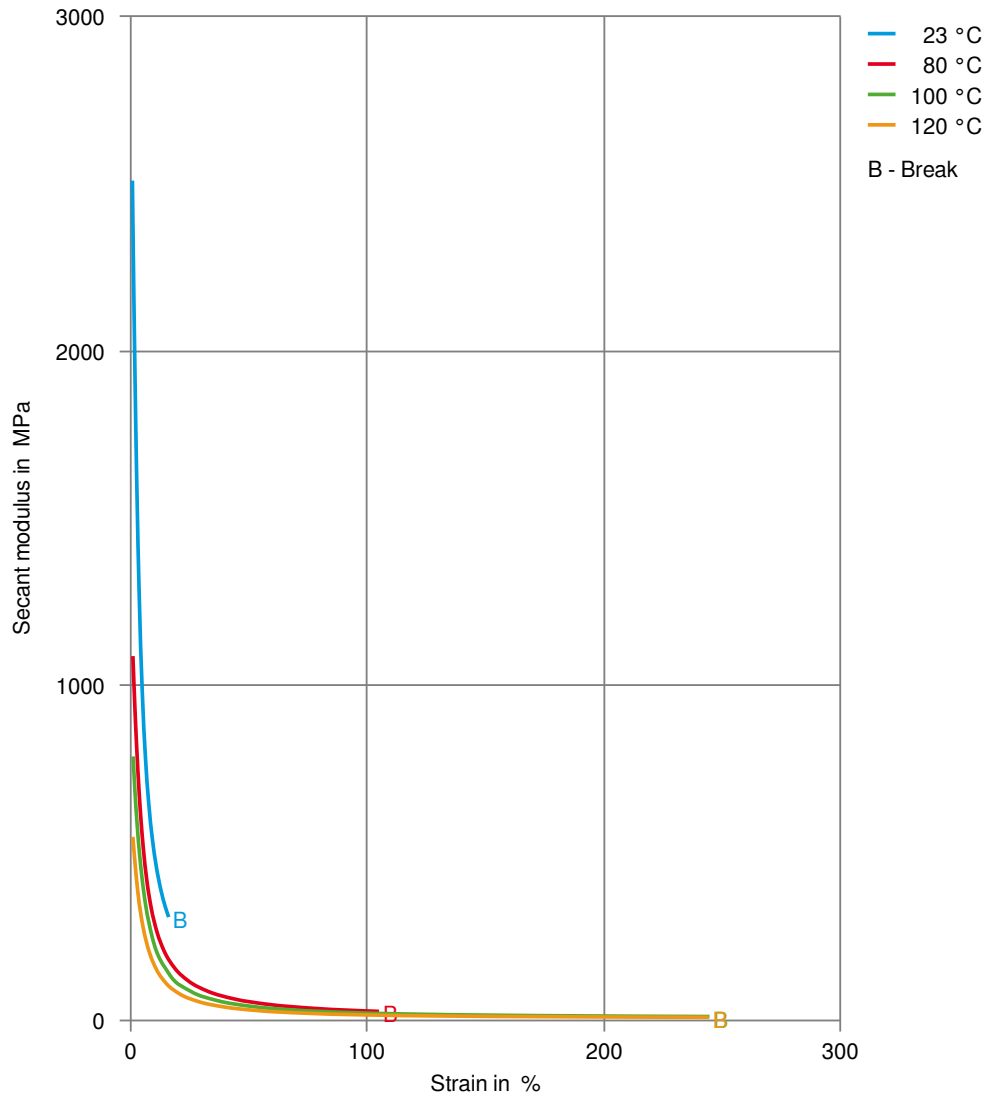
Stress-strain



HOSTAFORM® C 9021 TF

HOSTAFORM®

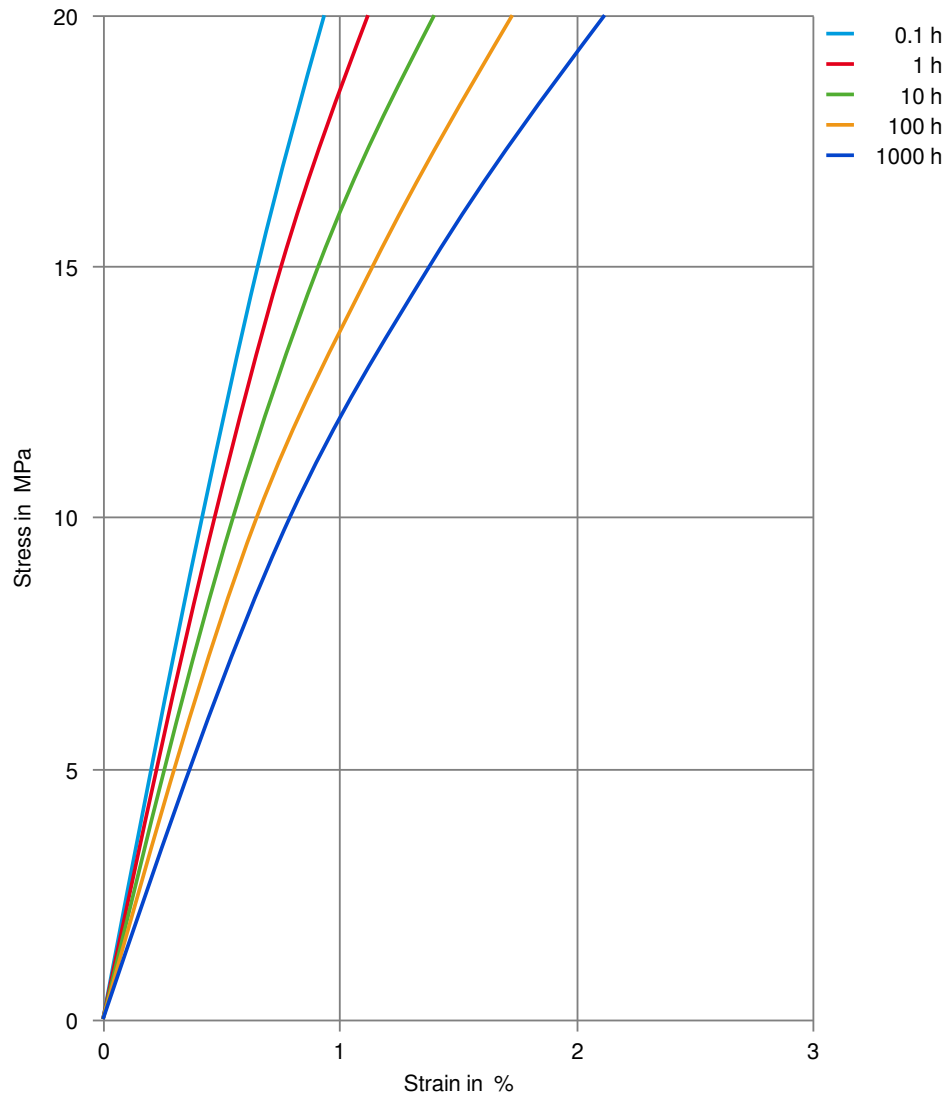
Secant modulus-strain



HOSTAFORM® C 9021 TF

HOSTAFORM®

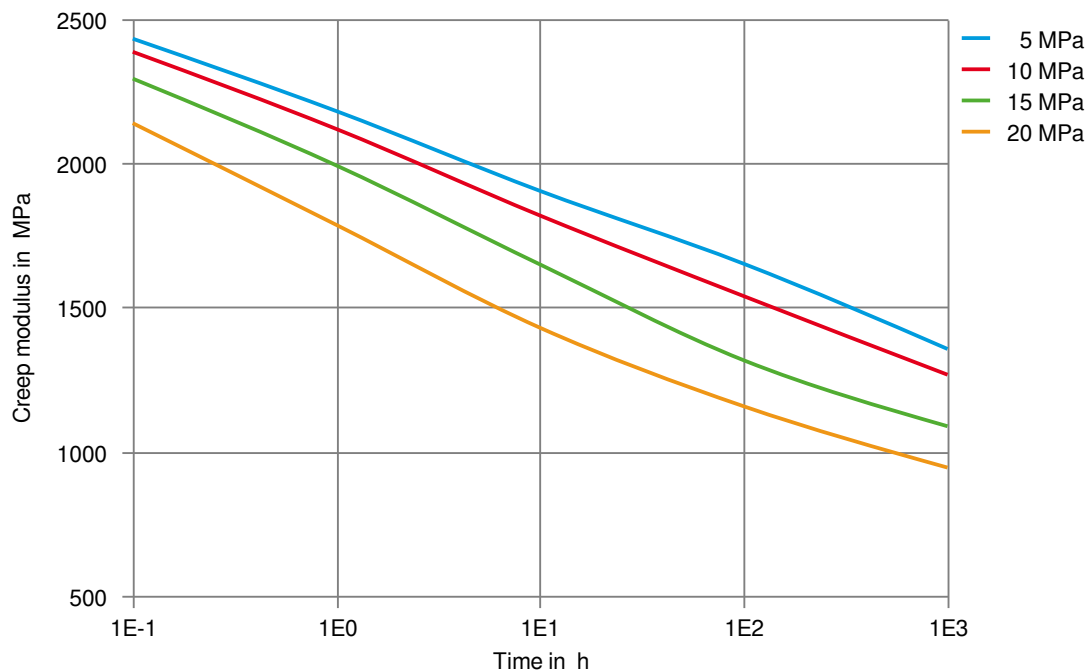
Stress-strain (isochronous) 23°C



HOSTAFORM® C 9021 TF

HOSTAFORM®

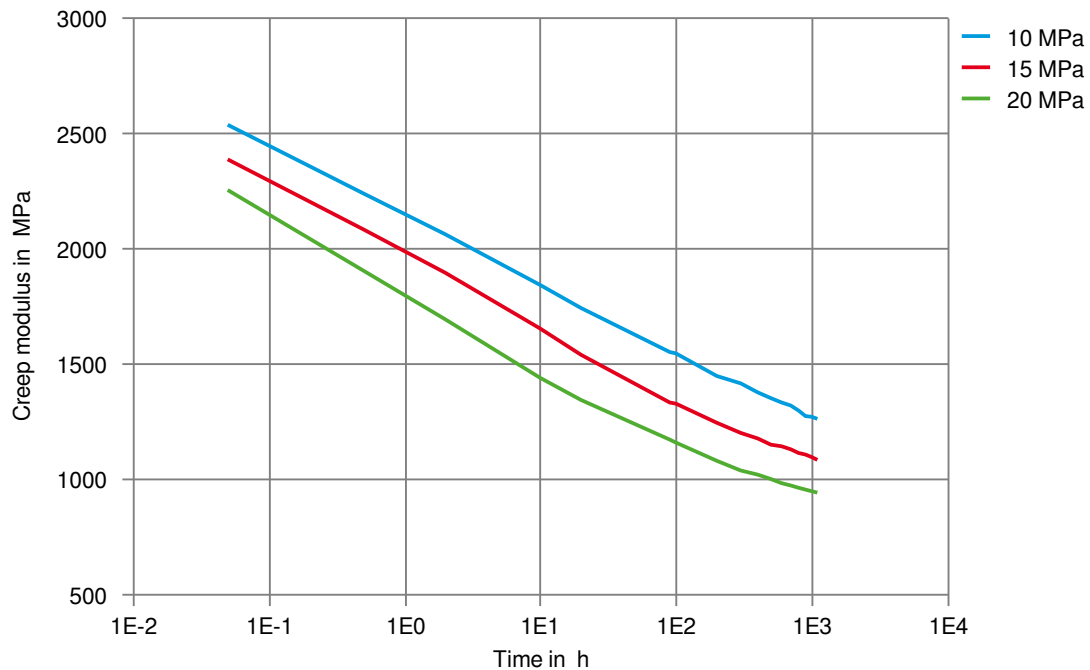
Creep modulus-time 23°C



HOSTAFORM® C 9021 TF

HOSTAFORM®

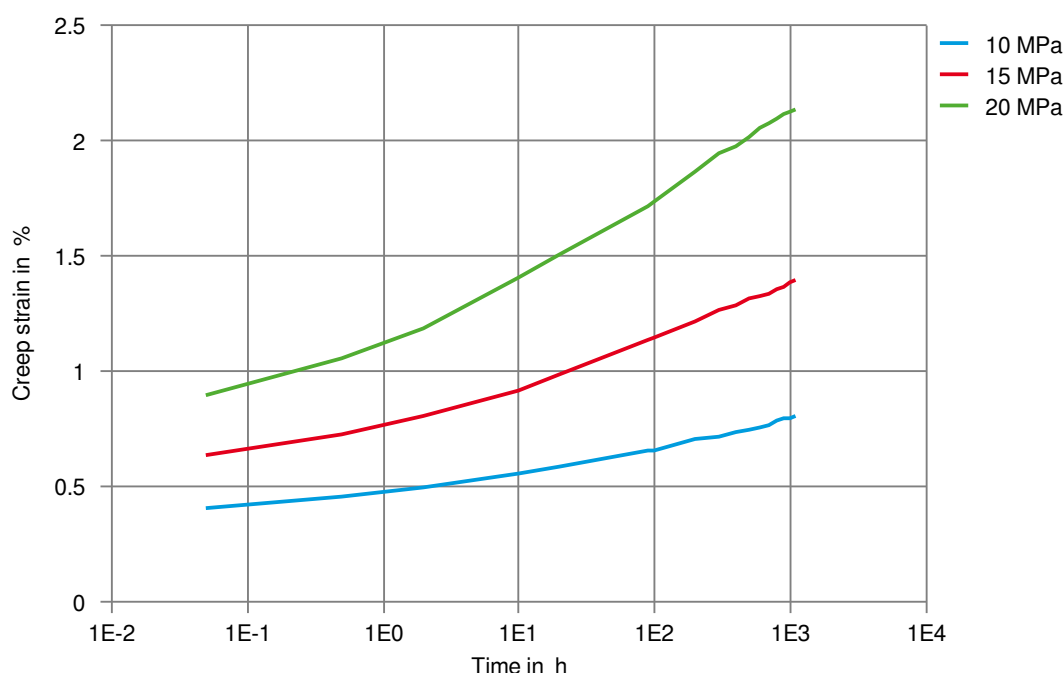
Creep modulus-time 23°C



HOSTAFORM® C 9021 TF

HOSTAFORM®

Creep strain-time 23°C



Printed: 2025-05-30

Page: 9 of 9

Revised: 2024-12-11 Source: Celanese Materials Database

NOTICE TO USERS: Values shown are based on testing of laboratory test specimens and represent data that fall within the standard range of properties for natural material. These values alone do not represent a sufficient basis for any part design and are not intended for use in establishing maximum, minimum, or ranges of values for specification purposes. Colourants or other additives may cause significant variations in data values. Properties of moulded parts can be influenced by a wide variety of factors including, but not limited to, material selection, additives, part design, processing conditions and environmental exposure. Other than those products expressly identified as medical grade (including by MT® product designation or otherwise), Celanese's products are not intended for use in medical or dental implants. Regardless of any such product designation, any determination of the suitability of a particular material and part design for any use contemplated by the users and the manner of such use is the sole responsibility of the users, who must assure themselves that the material as subsequently processed meets the needs of their particular product or use. To the best of our knowledge, the information contained in this publication is accurate; however, we do not assume any liability whatsoever for the accuracy and completeness of such information. The information contained in this publication should not be construed as a promise or guarantee of specific properties of our products. It is the sole responsibility of the users to investigate whether any existing patents are infringed by the use of the materials mentioned in this publication. Moreover, there is a need to reduce human exposure to many materials to the lowest practical limits in view of possible adverse effects. To the extent that any hazards may have been mentioned in this publication, we neither suggest nor guarantee that such hazards are the only ones that exist. We recommend that persons intending to rely on any recommendation or to use any equipment, processing technique or material mentioned in this publication should satisfy themselves that they can meet all applicable safety and health standards. We strongly recommend that users seek and adhere to the manufacturer's current instructions for handling each material they use, and entrust the handling of such material to adequately trained personnel only. Please call the telephone numbers listed for additional technical information. Call Customer Services for the appropriate Materials Safety Data Sheets (MSDS) before attempting to process our products.

© 2025 Celanese or its affiliates. All rights reserved. Celanese®, registered C-ball design and all other trademarks identified herein with ®, TM, SM, unless otherwise noted, are trademarks of Celanese or its affiliates. Fortron is a registered trademark of Fortron Industries LLC.